

## AP Calculus AB/BC Free Response Questions – 2011 SOLUTIONS [draft]

### Problem 1 BC [CALCULATOR]

a)

Speed of the particle at time  $t = 3$

$$\sqrt{(x'(3))^2 + (y'(3))^2} = \sqrt{(4t+1)^2 + (\sin(t^2))^2} \Big|_{t=3} = \sqrt{169 + (\sin(9))^2} \approx 13.007$$

Acceleration vector at  $t = 3$

$$\langle x''(3), y''(3) \rangle = \langle 4, 2t \cos(t^2) \rangle_{t=3} = \langle 4, 6 \cos 9 \rangle = \langle 4, -5.467 \rangle$$

b)

$$\frac{dy}{dx} = \frac{dy/dt}{dx/dt} = \frac{\sin(t^2)}{4t+1} = \frac{\sin 9}{13} \approx 0.032$$

c)

$$x(3) - x(0) = \int_{t=0}^{t=3} x'(t) dt$$

$$x(3) = x(0) + \int_{t=0}^{t=3} 4t+1 dt = 0 + (2t^2 + t) \Big|_0^3 = 18 + 3 = 21$$

$$y(3) - y(0) = \int_{t=0}^{t=3} y'(t) dt$$

$$y(3) = y(0) + \int_{t=0}^{t=3} \sin(t^2) dt = -4 + 0.773563 \approx -3.266$$

d) Total Distance equals arc length:

$$\int_{t=0}^{t=3} \sqrt{[x'(t)]^2 + [y'(t)]^2} dt = \int_0^3 \sqrt{[4t+1]^2 + [\sin(t^2)]^2} dt = 21.091190452... \approx 21.091$$

**Problem 2 BC [CALCULATOR]**

a)

$$H'(3.5) \approx \frac{H(5) - H(2)}{5 - 2} = \frac{52 - 60}{3} = \frac{-8 \text{ deg Celsius}}{3 \text{ min}}$$

b)

$\frac{1}{10} \int_{t=0}^{t=10} H(t) dt$  represents the average temperature of the tea over the ten-minute interval. The units are degree Celsius.

$$\frac{1}{10} \int_{t=0}^{t=10} H(t) dt \approx \frac{1}{10} (T_1 + T_2 + T_3 + T_4)$$

$$T_1 = \frac{(66 + 60)(2 - 0)}{2} = 126$$

$$T_2 = \frac{(60 + 52)(5 - 2)}{2} = 168$$

$$T_3 = \frac{(52 + 44)(9 - 5)}{2} = 192$$

$$T_4 = \frac{(44 + 43)(10 - 9)}{2} = 43.5$$

$$\frac{1}{10} \int_{t=0}^{t=10} H(t) dt \approx \frac{1}{10} (T_1 + T_2 + T_3 + T_4) = \frac{529.5}{10} = 52.950 \text{ deg Celsius}$$

The average temperature over the ten minutes, using trapezoidal approximation with four trapezoids, is 52.950 degrees Celsius.

c)

$$\int_0^{10} H'(t) dt = H(10) - H(0) = 43 - 66 = -23 \text{ deg Celsius}$$

The net change in temperature over the ten-minute interval is - 23 degrees Celsius. In other words, the temperature dropped 23 degrees.

d)

$$B(0) = 100$$

$$B'(t) = -13.84e^{-0.173t}$$

$$B(10) - B(0) = \int_0^{10} B'(t) dt$$

$$B(10) = B(0) + \int_0^{10} B'(t) dt = 100 + \int_0^{10} -13.84e^{-0.173t} dt = 100 - 65.8172 \approx 34.183$$

$$H(10) = 43$$

$$H(10) - B(10) = 43 - 34.183 = 8.817 \text{ deg Celsius}$$

The biscuits are approximately 9 degrees Celsius cooler than the tea.

**Problem 3 BC [NO CALCULATOR]**

a)

The perimeter is given by:

$$P = 1 + k + e^{2k} + L = 1 + k + e^{2k} + \int_{x=0}^{x=k} \sqrt{1 + \left(\frac{dy}{dx}\right)^2} dx$$

$$P = 1 + k + e^{2k} + \int_{x=0}^{x=k} \sqrt{1 + (2e^{2x})^2} dx = 1 + k + e^{2k} + \int_{x=0}^{x=k} \sqrt{1 + 4e^{4x}} dx$$

b)

$$V_{DISK} = \int_{x=0}^{x=k} \pi [R(x)]^2 dx = \int_{x=0}^{x=k} \pi [e^{2x}]^2 dx = \pi \int_{x=0}^{x=k} e^{4x} dx$$

$$V_{DISK} = \frac{\pi}{4} \int_{x=0}^{x=k} 4e^{4x} dx = \frac{\pi}{4} e^{4x} \Big|_0^k = \frac{\pi}{4} (e^{4k} - e^0) = \frac{\pi}{4} (e^{4k} - 1)$$

c)

$$V(k(t)) = \frac{\pi}{4} (e^{4k(t)} - 1)$$

$$\frac{dV}{dt} = \frac{\pi}{4} e^{4k(t)} * 4 \frac{dk}{dt} = \frac{\pi e^{4k(t)}}{3} \Big|_{k=\frac{1}{2}} = \frac{\pi e^2}{3} \frac{\text{units}^3}{\text{time unit}}$$

iLearnMath.net

**Problem 4 BC [NO CALCULATOR]**

a)

$$g(-3) = 2(-3) + \int_0^{-3} f(t) dt = -6 + \frac{-\pi r^2}{4} = -6 - \frac{9\pi}{4}$$

$$g'(x) = 2 + f(x) \text{ by FTC} \Rightarrow g'(-3) = 2 + f(-3) = 2 + 0 = 2$$

b)

Closed Interval Method

Find critical numbers in the open interval  $(-4, 3)$ :

$$g'(x) = 2 + f(x) = 0 \quad (\text{'undefined' case impossible since } f \text{ is defined for all } x \text{ in given interval})$$

$$\Rightarrow f(x) = -2 \Rightarrow -2x + 3 = -2 \Rightarrow x = \frac{5}{2}$$

$$g\left(\frac{5}{2}\right) = 2 * \frac{5}{2} + \int_0^{2.5} f(t) dt = 5 + \frac{9}{4} - 1 = \frac{25}{4}$$

$$g(-4) = 2 * (-4) + \frac{-\pi 3^2}{4} + \frac{\pi 1^2}{4} = -8 - 2\pi$$

$$g(3) = 2 * 3 + \int_0^3 f(t) dt = 6 + 0 = 6$$

$g(2.5)$  global maximum using the Closed Interval Method.

c)

At a point of inflection, the original function must be continuous and its second derivative must change sign while the first derivative does *not* change sign.

$$g'(x) = 2 + f(x)$$

$$g''(x) = f'(x)$$

The only inflection point occurs at  $(0, 3)$ . The function changes concavity while maintaining its increasing behavior on both sides of the given point.

d)

$$\text{AVG RATE OF } f(t)_{[-4,3]} = \frac{f(3) - f(-4)}{3 - (-4)} = \frac{-3 - (-1)}{7} = \frac{-2}{7}$$

The instantaneous rate of change is never equal to the average rate of change on the given interval. (Geometrically, the slope of the tangent to the graph is never  $\frac{-2}{7}$ ).

This does not contradict the Mean Value Theorem because the function is not differentiable on the open interval. Differentiability fails at  $t = -3$  (vertical tangent) and  $t = 0$  (corner).

**Problem 5 BC [NO CALCULATOR]**

a)

$$L(t) = W(0) + W'(0)(t - 0)$$

$$L(t) = 1400 + \frac{1400 - 300}{25}t = 1400 + \frac{1100}{25}t = 1400 + 44t$$

$$f(0.25) \approx L(0.25) = 1400 + 44 * \frac{1}{4} = 1400 + 11 = 1411 \text{ tons of waste are approximately present}$$

b)

$$\frac{d^2W}{dt^2} = \frac{1}{25} W' = \frac{1}{25} \frac{dW}{dt} = \frac{1}{25} \left( \frac{1}{25} (W - 300) \right) = \frac{W - 300}{625}$$

$$@ W(0) = 1400 :$$

$$\frac{d^2W}{dt^2} = \frac{1400 - 300}{625} > 0 \Rightarrow \text{CONCAVE UP} \Rightarrow W(0.25) \text{ IS AN UNDERESTIMATE}$$

c)

Separation of Variables

$$\frac{dW}{dt} = \frac{1}{25} (W - 300) \quad W(0) = 1400$$

$$\frac{1}{W - 300} dW = \frac{1}{25} dt$$

$$\int \frac{1}{W - 300} dW = \int \frac{1}{25} dt$$

$$\ln |W - 300| = \frac{1}{25} t + C$$

$$\ln |1400 - 300| = \ln 1100 = C$$

$$\ln |W - 300| = \frac{1}{25} t + \ln 1100$$

$$W - 300 = e^{\frac{1}{25}t + \ln 1100}$$

$$W(t) = 300 + 1100e^{\frac{1}{25}t}$$

**Problem 6 BC [NO CALCULATOR]**

a)

$$\sin x = x - \frac{x^3}{3!} + \frac{x^5}{5!} - \frac{x^7}{7!} + \dots$$

$$\sin(x^2) = x^2 - \frac{x^6}{3!} + \frac{x^{10}}{5!} - \frac{x^{14}}{7!} + \dots$$

b)

$$\cos x = 1 - \frac{x^2}{2!} + \frac{x^4}{4!} - \frac{x^6}{6!} + \dots$$

$$f(x) = \sin(x^2) + \cos x = \left( x^2 - \frac{x^6}{3!} + \frac{x^{10}}{5!} - \frac{x^{14}}{7!} + \dots \right) + \left( 1 - \frac{x^2}{2!} + \frac{x^4}{4!} - \frac{x^6}{6!} + \dots \right)$$

$$f(x) = 1 - \frac{x^2}{2} + \frac{x^4}{4!} - \left( \frac{1}{3!} + \frac{1}{6!} \right) x^6 + \dots = 1 - \frac{x^2}{2} + \frac{x^4}{24} - \frac{121x^6}{720} + \dots$$

c)

$$\frac{f^{(6)}(0)}{6!} = \frac{-121}{720} \Rightarrow f^{(6)}(0) = -121$$

d)

$$\text{Error Bound} = \left| \frac{f^{(5)}(k)x^5}{5!} \right| \quad 0 \leq k \leq \frac{1}{4}$$

$$f^{(5)}(k) < 40 \text{ (from the graph)}$$

$$x = \frac{1}{4}$$

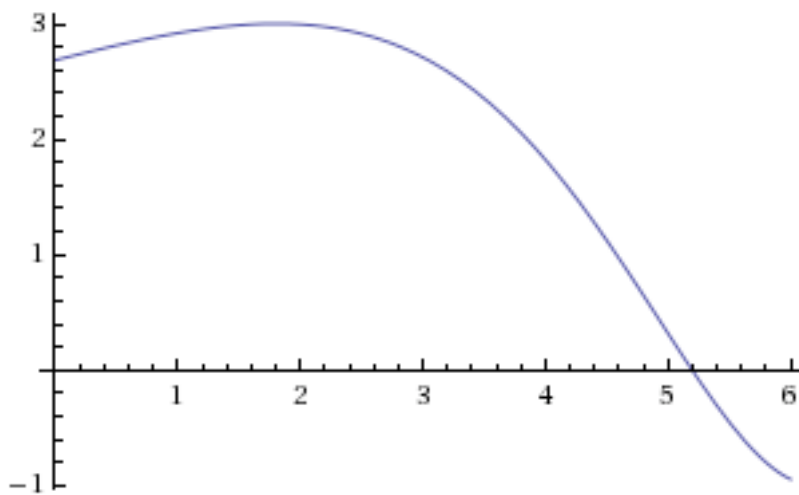
$$\text{Error Bound} = \left| \frac{f^{(5)}(k)x^5}{5!} \right| = \left| \frac{40 \left( \frac{1}{4} \right)^5}{5!} \right| = \frac{40}{4^5 \cdot 5!} = \frac{5 \cdot 4 \cdot 2}{4^5 (5 \cdot 4 \cdot 3 \cdot 2)} = \frac{1}{3 \cdot 4^5} = \frac{1}{3072} < \frac{1}{3000}$$

**Problem 1 AB [CALCULATOR]**

a)

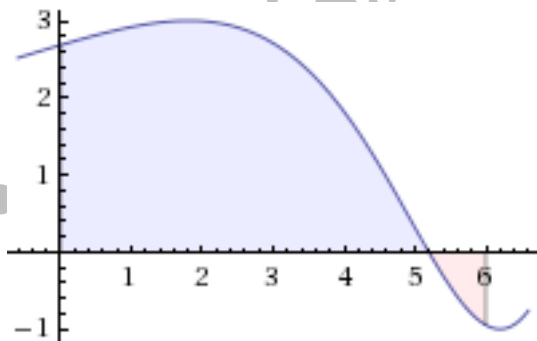
$$\text{speed} = |v(t)| = |2 \sin(e^{t/4}) + 1|$$

Given below is a graph of velocity. At  $t=5.5$ , velocity is decreasing. However, the graph of the speed function would be a reflection about the horizontal axis. This means that speed is increasing at  $t=5.5$ . One could easily find the slope to the speed function using a graphing device.



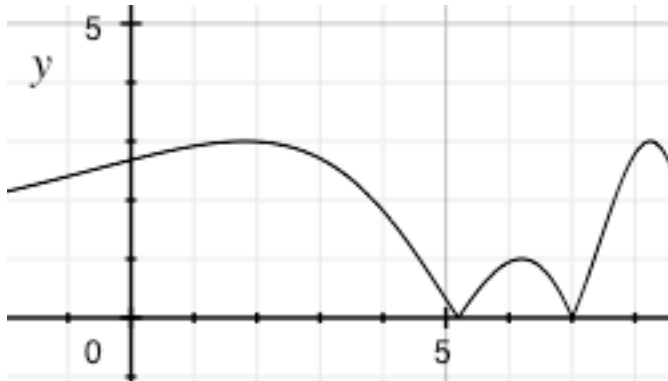
b)

$$v_{\text{avg}[0,6]} = \frac{1}{6-0} \int_0^6 v(t) dt = \frac{1}{6} * 11.6963 \approx 1.949 \frac{\text{distance units}}{\text{time unit}}$$



c)

$$\text{Total Distance}_{[0,6]} = \int_0^6 |v(t)| dt = \int_0^6 |2 \sin(e^{t/4}) + 1| dt = 12.573$$



d)

The particle changes direction when the velocity changes sign. On the given interval this occurs at  $t = 5.196$ . (The zero was found use the graphing calculator.)

The position at this time can be found using the Fundamental Theorem of Calculus:

$$x(5.1955) - x(0) = \int_0^{5.1955} v(t) dt$$

$$x(5.1955) = x(0) + 12.1348 = 2 + 12.1348 \approx 14.135 \text{ units}$$

**Problem 2 AB [CALCULATOR]**

Please see solution to Problem 2 BC [CALCULATOR]



**Problem 3 AB [NO CALCULATOR]**

a)

$$f'(x) = 24x^2$$

$$f'(0.5) = 24 * 0.25 = 6$$

$$f(0.5) = 1$$

$$L(x) = f(0.5) + f'(0.5)(x - 0.5) = 1 + 6(x - \frac{1}{2}) = 6x - 2$$

$$y = 6x - 2$$

b)

$$A = \int_{x=0}^{x=\frac{1}{2}} g(x) - f(x) dx = \int_{x=0}^{x=\frac{1}{2}} \sin(\pi x) - 8x^3 dx = \int_{x=0}^{x=\frac{1}{2}} \sin(\pi x) dx - \int_{x=0}^{x=\frac{1}{2}} 8x^3 dx$$

$$A = \frac{-1}{\pi} \int_{x=0}^{x=\frac{1}{2}} -\pi \sin(\pi x) dx - \int_{x=0}^{x=\frac{1}{2}} 8x^3 dx = \left( \frac{-\cos(\pi x)}{\pi} - 2x^4 \right) \Big|_{x=0}^{x=\frac{1}{2}} = -\frac{1}{8} - \left( \frac{-1}{\pi} \right) = -\frac{1}{8} + \frac{1}{\pi} \text{ square units}$$

c)

Washer Method

$$r(x) = 1 - g(x) = 1 - \sin(\pi x) \text{ (inner radius "near")}$$

$$R(x) = 1 - f(x) = 1 - 8x^3 \text{ (outer radius "far")}$$

$$[a, b] = [0, \frac{1}{2}]$$

$$V = \pi \int_{x=0}^{x=\frac{1}{2}} [R(x)]^2 - [r(x)]^2 dx = \pi \int_{x=0}^{x=\frac{1}{2}} [1 - 8x^3]^2 - [1 - \sin(\pi x)]^2 dx$$

**Problem 4 AB [NO CALCULATOR]**

Please see solution to Problem 4 BC [NO CALCULATOR]

**Problem 5 AB [NO CALCULATOR]**

Please see solution to Problem 5 BC [NO CALCULATOR]

**Problem 6 AB [NO CALCULATOR]**

a)

$$f(0) = 1 - 2 \sin 0 = 1$$

$$\lim_{x \rightarrow 0^-} f(x) = \lim_{x \rightarrow 0^-} 1 - 2 \sin x = 1$$

$$\lim_{x \rightarrow 0^+} f(x) = \lim_{x \rightarrow 0^+} e^{-4x} = e^0 = 1$$

$$\lim_{x \rightarrow 0} f(x) = f(0) \Rightarrow \text{continuous at } x = 0$$

b)

$$f'(x) = \begin{cases} -2 \cos x & x < 0 \\ -4e^{-4x} & x > 0 \end{cases}$$

$$f'(x) = -3$$

It cannot be to the left of  $x=0$  since the derivative is less than 2 in absolute value.

$$-4e^{-4x} = -3$$

$$e^{-4x} = \frac{3}{4}$$

$$-4x = \ln(0.75)$$

$$x = \frac{\ln(\frac{3}{4})}{-4} = \frac{\ln(\frac{4}{3})}{4}$$

c)

$$f_{AVG[-1,1]} = \frac{1}{1 - (-1)} \int_{-1}^1 f(x) dx = \frac{1}{2} \left[ \int_{-1}^0 1 - 2 \sin x dx + \int_0^1 e^{-4x} dx \right]$$

$$f_{AVG[-1,1]} = \frac{1}{2} \left[ (x + 2 \cos x) \Big|_{-1}^0 - \frac{1}{4} e^{-4x} \Big|_0^1 \right] = \frac{1}{2} \left[ 2 - (-1 + 2 \cos(-1)) - \frac{1}{4} (e^{-4} - 1) \right] = \frac{1}{2} \left[ 3 - 2 \cos(-1) + \frac{1}{4} (1 - e^{-4}) \right]$$

$$f_{AVG[-1,1]} = \frac{1}{2} * \frac{1}{4} \left[ 12 - 8 \cos(-1) + (1 - e^{-4}) \right] = \frac{1}{8} \left[ 13 - 8 \cos(-1) - \frac{1}{4} \right]$$